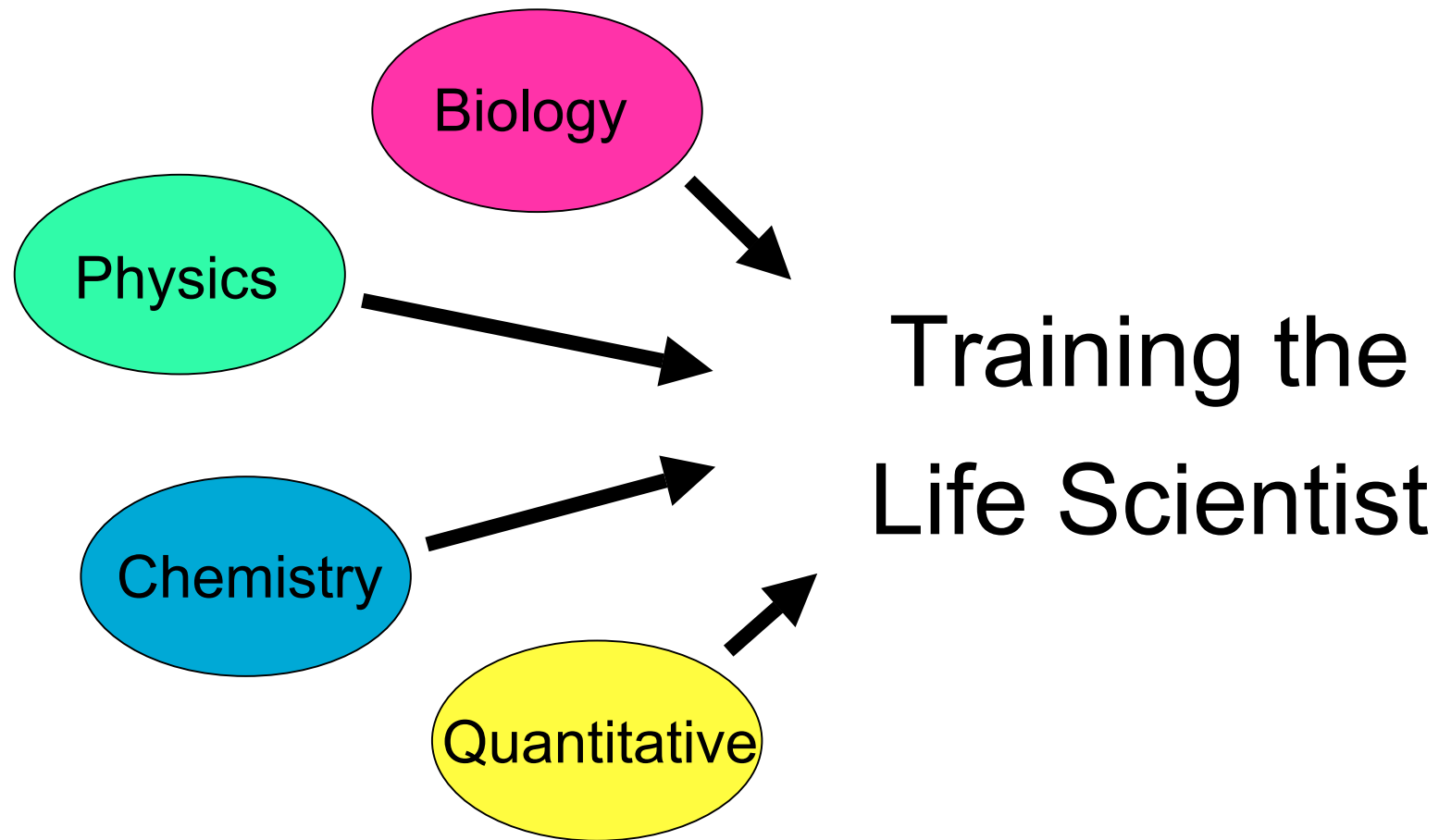


What's New in Biology Course Redesign?

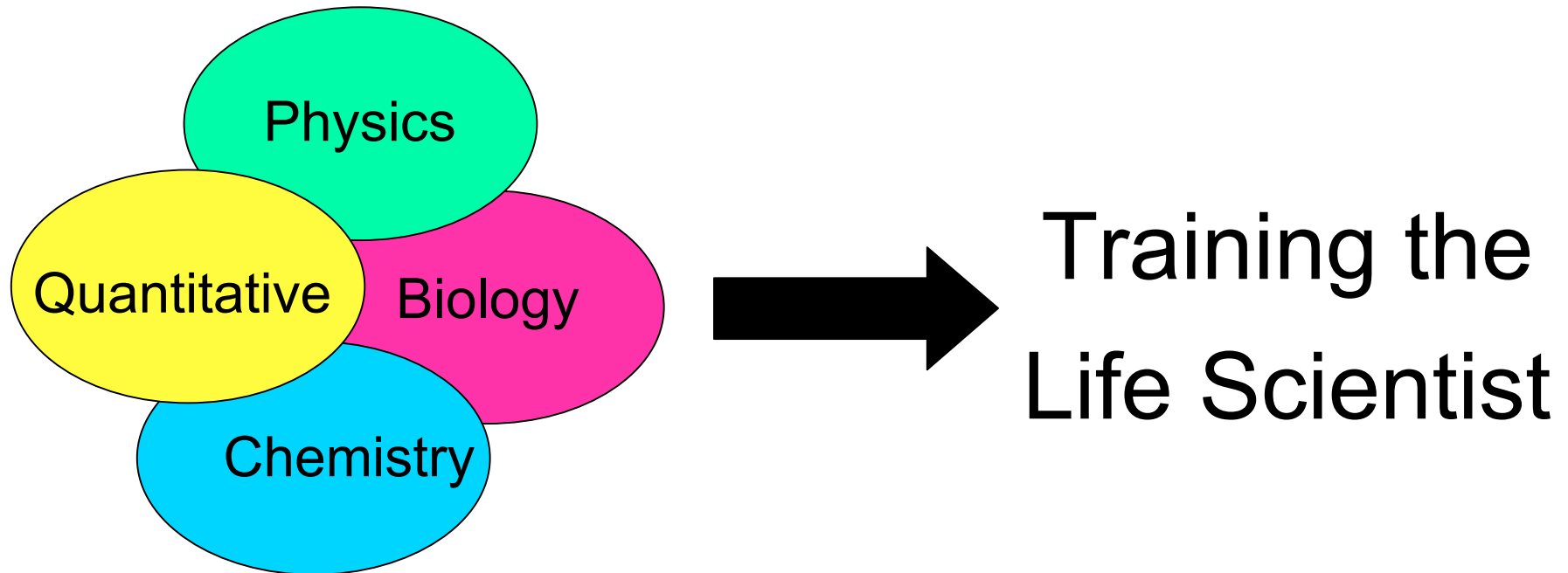
Elizabeth Connor
Department of Biology
University of Massachusetts

*With thanks to: The Howard Hughes Medical Institute
The UMASS Center for Teaching*

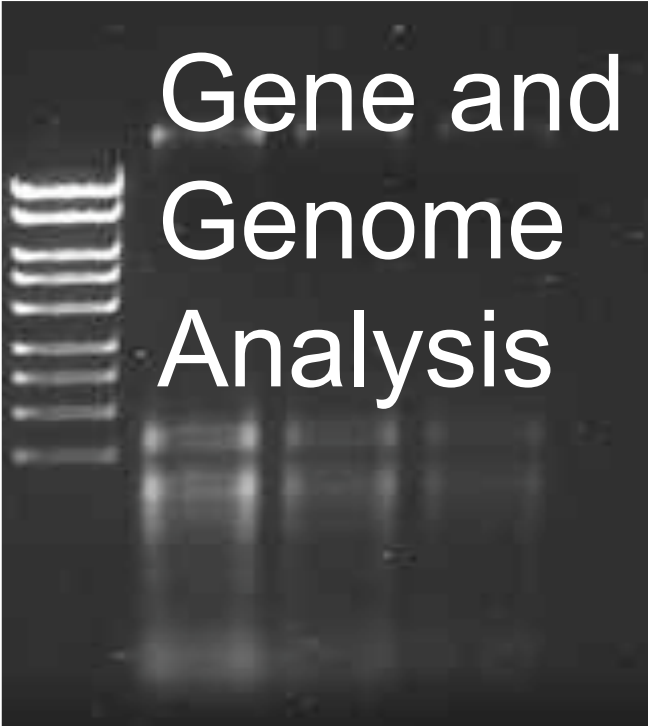
An Interdisciplinary Approach



An Interdisciplinary Approach



Four Interdisciplinary Courses



Gene and
Genome
Analysis



Bioimaging



Quantitative
Systems Biology



Quantitative
Biology of the Cell

Histology: Student Ownership

Before: Traditional Histology Lab

Observe prepared slides

Assessment: Practical Exams

Histology: Student Ownership

After: Redesigned Histology Lab



Observe prepared slides

Assemble Image Galleries

- Capture image: Motic camera
- Post image to Web page

Assessment:

- Practical Exams
- Image Gallery postings
- Group Projects

Histology: Image Galleries

- Select
- Capture
- Label
- Post

Image galleries



Epithelial Tissue

Here are images of vertebrate epithelial tissues.

There are 40 images in this gallery.
Last updated: Sun, 03/09/2008 - 23:56



Connective Tissue

Here are images of vertebrate connective tissue.

There are 39 images in this gallery.
Last updated: Wed, 03/12/2008 - 02:24



Muscle

Here are images of vertebrate muscle.

There are 13 images in this gallery.
Last updated: Mon, 03/10/2008 - 22:10

Histology: Image Galleries

